



PRIVATE and CONFIDENTIAL

## Student Evaluation of Teaching Results - Fall 2016

Thomas W Mattman,

Enclosed you will find the results of the Fall 2016 Student Evaluation of Teaching (SET) for your course:

2017\_MATH\_399\_02\_01 - Special Problems - Sup

The SET form administered was SETForm\_U.

An overall indicator is listed first. It consists of an average of the following scales:

- Part B

The overall indicator is followed by the individual average values of the scales mentioned above. In the second part of the analysis the average values of all individual questions are listed. Written comments (if any) will follow the individual question analysis.

If you have any further questions do not hesitate to contact the Office of Institutional Research.

Ben Juliano  
Interim Chief Institutional Research Officer  
and WSCUC Accreditation Liaison Officer

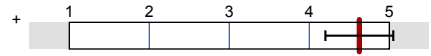


# Thomas W Mattman

Special Problems - Sup (2017\_MATH\_399\_02\_01) Fall 2016  
No. of responses = 2

## Overall indicators

### 3. Part B

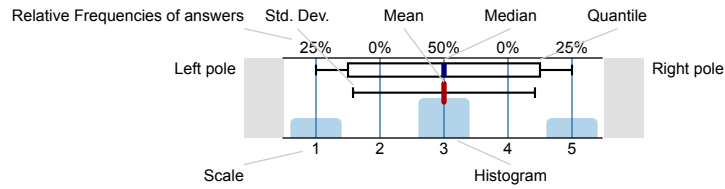


av.=4.63  
dev.=0.42

## Survey Results

### Legend


Question text




n=No. of responses  
av.=Mean  
md=Median  
dev.=Std. Dev.  
ab.=Abstention

## 1. General Information

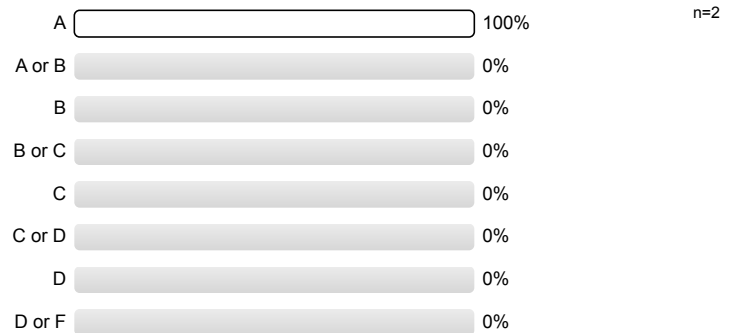
### 1.1) You are a:



### 1.2) Is this course:




### 1.3) Expected Grade:



**2. Part A** Mark the answer that best applies.

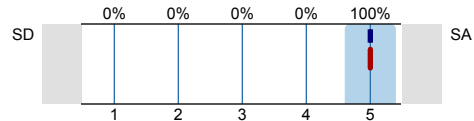
2.1) How well are you keeping up with the assignments and reading for this course? (Give a percentage estimate)



n=2

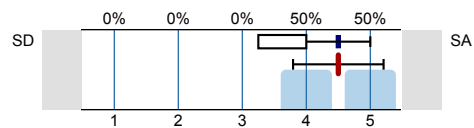
**3. Part B**

3.1) The syllabus explains course requirements.



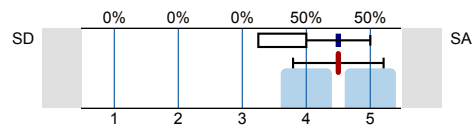
n=1  
av.=5  
md=5  
dev.=0  
ab.=1

3.2) My overall knowledge of the subject matter has increased due to the instruction of this course.



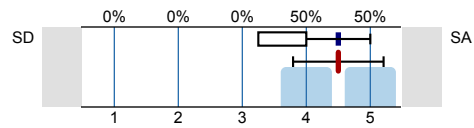
n=2  
av.=4.5  
md=4.5  
dev.=0.71

3.3) The instructor presents the material in an understandable way.



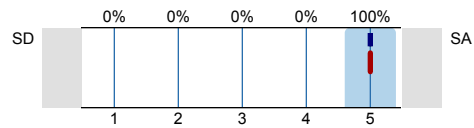
n=2  
av.=4.5  
md=4.5  
dev.=0.71

3.4) The instructor is well prepared for class.



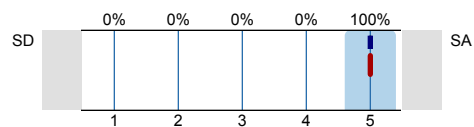
n=2  
av.=4.5  
md=4.5  
dev.=0.71

3.5) The instructor follows the course syllabus.



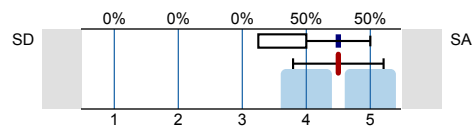
n=1  
av.=5  
md=5  
dev.=0  
ab.=1

3.6) The instructor is available during office hours.



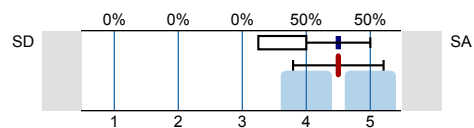
n=1  
av.=5  
md=5  
dev.=0  
ab.=1

3.7) The course assignments contribute to learning.



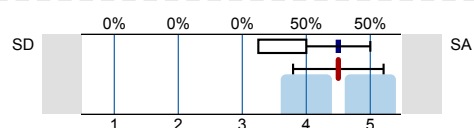
n=2  
av.=4.5  
md=4.5  
dev.=0.71

3.8) The instructor gives appropriate feedback.



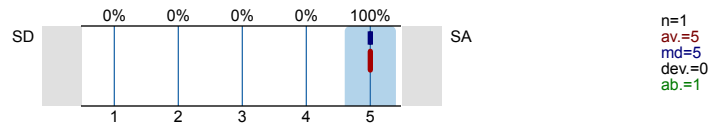
n=2  
av.=4.5  
md=4.5  
dev.=0.71

3.9) The instructor communicates high expectations for student achievement.




n=2  
av.=4.5  
md=4.5  
dev.=0.71

3.10) The instructor monitors student learning throughout the course.

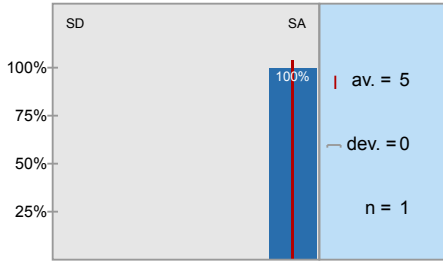


3.13) How do you rate the overall quality of teaching in this class?

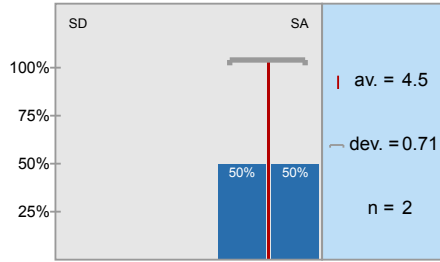


### Histogram for scaled questions

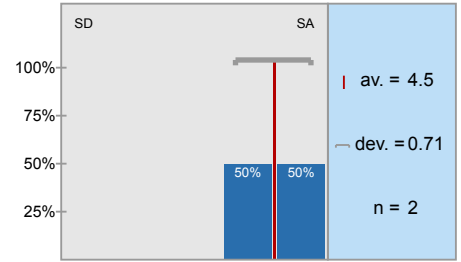
The syllabus explains course requirements.



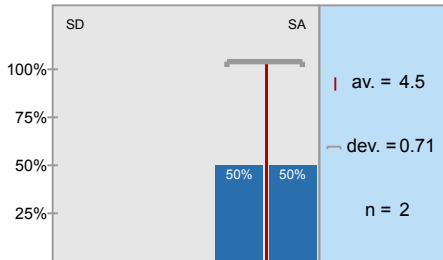
My overall knowledge of the subject matter has increased due to the instruction of this course.



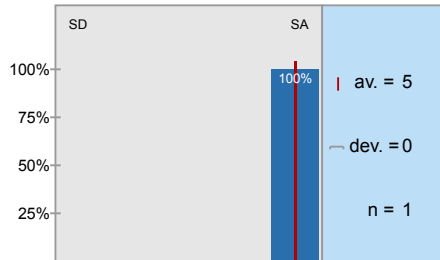
The instructor presents the material in an understandable way.



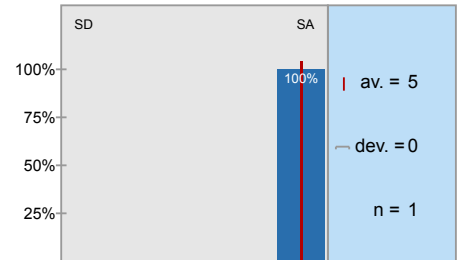
The instructor is well prepared for class.



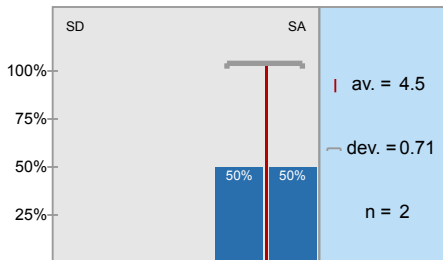
The instructor follows the course syllabus.



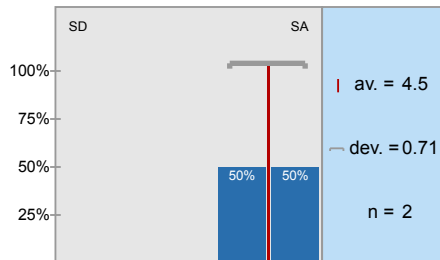
The instructor is available during office hours.



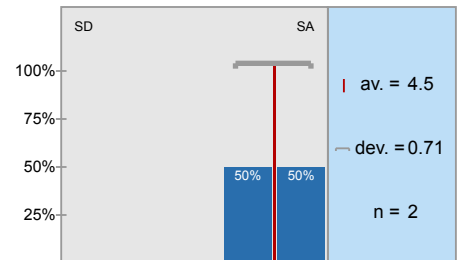
The course assignments contribute to learning.



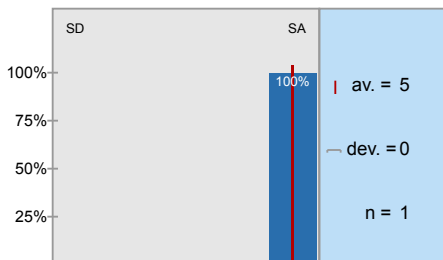
The instructor gives appropriate feedback.



The instructor communicates high expectations for student achievement.



The instructor monitors student learning throughout the course.



# Profile

Subunit: NSC - Mathematics and Statistics  
 Name of the instructor: Thomas W Mattman  
 Name of the course: Special Problems - Sup  
 (Name of the survey)

Values used in the profile line: Mean

**3. Part B**

3.1) The syllabus explains course requirements.	SD						SA	n=1	av.=5.00 md=5.00 dev.=0.00
3.2) My overall knowledge of the subject matter has increased due to the instruction of this course.	SD						SA	n=2	av.=4.50 md=4.50 dev.=0.71
3.3) The instructor presents the material in an understandable way.	SD						SA	n=2	av.=4.50 md=4.50 dev.=0.71
3.4) The instructor is well prepared for class.	SD						SA	n=2	av.=4.50 md=4.50 dev.=0.71
3.5) The instructor follows the course syllabus.	SD						SA	n=1	av.=5.00 md=5.00 dev.=0.00
3.6) The instructor is available during office hours.	SD						SA	n=1	av.=5.00 md=5.00 dev.=0.00
3.7) The course assignments contribute to learning.	SD						SA	n=2	av.=4.50 md=4.50 dev.=0.71
3.8) The instructor gives appropriate feedback.	SD						SA	n=2	av.=4.50 md=4.50 dev.=0.71
3.9) The instructor communicates high expectations for student achievement.	SD						SA	n=2	av.=4.50 md=4.50 dev.=0.71
3.10) The instructor monitors student learning throughout the course.	SD						SA	n=1	av.=5.00 md=5.00 dev.=0.00

## Comments Report

**3. Part B**

3.11) What did your Instructor do to make this class a good learning experience for you?

- The problems are interesting.

3.12) What could your instructor do in the future to make this a better class?

- Nothing

3.14) **IMPORTANT:** Please give at least one reason to justify your rating.

- Good math